

**Narula Institute of Technology**  
**81 Nilgunj Road, Kolkata – 700109**



**ACTION TAKEN REPORT (ATR)**  
**ON CURRICULUM FEEDBACK**  
**2022-2023**

# ACTION TAKEN REPORT (ATR) ON CURRICULUM FEEDBACK 2022-2023

The IQAC of Narula Institute of Technology has developed the feedback mechanism of the Institute with great care. Department wise feedbacks were collected from the different stakeholders like Student, Teacher, Alumni, and Employer. Based on those feedback actions are taken department wise. In the following sections branch wise action taken report has been discussed and at the end action taken report of Employers for the institute has been included.

## 1. Action Taken Report: Department of CSE(B.Tech)

### Stakeholder 1: Student

The following summarized result has been generated from the Feedback Analysis report on Curriculum on Students for the academic year 2022-23.

The categorization of rating based on average score of different parameters is as follows: Excellent (5), Very Good (4), Good (3), Fair (2), and Poor (1). The results derived in terms of percentage of students with common views, average scores and rating are presented in *Table 1* and *Table 2*.

**Table 1**

Sl. No.	Feedback Parameters	Responses (in terms of % of students)	
		Yes	No
1	Is it needed to add any content on curriculum?	26.09	73.91
2	If yes specify the content.	Skill Development III: Technical Seminar Presentation	22
		Quantum Cryptography	17
		Distributed Algorithms	39
		ITWorkshop (SciLab/MATLAB)	22
3	Is it needed to delete any content on curriculum?	0	100
4	If yes specify the content.	NA	

*S.M.*  
Coordinator, IQAC  
Narula Institute of Technology  
81, Nilgunj Road, Agarpara, Kolkata-700109

*S. Banerjee*  
Principal  
Narula Institute of Technology  
81, Nilgunj Road, Agarpara  
Kolkata-700 109



Table 2

Sl. No.	Feedback Parameters	Responses (in terms of % of students)					Avg	Rating
		1 (Poor)	2 (Fair)	3 (Good)	4 (Very Good)	5 (Excellent)		
5	Do you think this curriculum satisfy industry requirement?	0	0	0	7.	92.75	4.9	Excellent
6	This curriculum is compatible with the latest technology?	0	0	0	11.59	88.41	4.9	Excellent
7	Are all the courses contributing to the knowledge and skill development?	0	0	0	13.04	86.96	4.8	Excellent
8	Percentage of the courses challenging and interesting	0	0	0	14.49	85.51	4.9	Excellent
9	Curriculum and Syllabus are need based	0	0	0	24.64	75.36	4.8	Excellent
10	Overall rating of the existing curriculum	0	0	0	8.70	91.30	4.9	Excellent


Note: \* Average score > 4: Excellent; 4 >= average score > 3: Very Good; 3 >= average score > 2: Good

Table 3: Actions Taken based on Table 1 and Table 2

Sl. No.	Feedback Parameters	Action Taken
1	Is it needed to add any content on curriculum?	It is found that 26.09% students want to add new content in the existing curriculum. Whereas, more than 73.91% students do not want to add. But, while considering those 26.09% students, it is found that they want to add <b>Block chain, R programming, Quantum cryptography, Ethical hacking &amp; Industry 4.0</b> as new inclusions. It must be noted that, these students have followed R-18 curriculum and considering the students' feedback of earlier years we have already included these subjects in R-23 curriculum.
2	If yes specify the content.	It is discovered that one subject, Sensor Network and IOT, is already included in the CSE R-18 curriculum. A new course on <b>quantum computing</b> may be added in the future legislation based on the input provided by the students.
3	Is it needed to delete any content on curriculum?	100% students do not want to delete any course. Hence no action required.
4	If yes specify the content.	
5	Do you think this curriculum satisfy industry requirement?	80% students give us a rating of 'Excellent'. Hence no action required.
6	This curriculum is compatible with the latest technology?	In this category also we have scored 'Excellent'. Hence no further action required.
7	Are all the courses contribute to the knowledge and skill development?	A majority of 88% of students rated their experience as "Excellent". No additional action is necessary as a result.
8	Percentage of the courses challenging and interesting	Over 92% of students rated their experience as "Excellent." Thus getting 4.9 out of a scale of 5. Hence, no action necessary.
9	Curriculum and Syllabus are need based	Here, out of 5 scale, we have scored 4.9, which is 'Excellent'.
10	Overall rating of the existing curriculum	Almost 91% students have given 'Excellent' rating in this field.

### Stakeholder 2: Teacher

The following summarized result has been generated from the Feedback Analysis report on Curriculum for Teachers for the academic year 2022-2023.

  
 Coordinator, IQAC  
 Narula Institute of Technology  
 81, Nilgunj Road, Agarpara, Kolkata-700109

  
 Principal  
 Narula Institute of Technology  
 81, Nilgunj Road, Agarpara  
 Kolkata-700 109



The categorization of rating based on average score of different parameters is as follows: Excellent (5), Very Good (4), Good (3), Fair (2), and Poor (1). The results derived in terms of percentage of students with common views, average scores and rating are presented in Table 4.

Table 4

Sl. No.	Feedback Parameters	Responses (in terms of % of faculties)					Avg (out of scale 5)	Rating
		1 (Poor)	2 (Fair)	3 (Good)	4 (Very Good)	5 (Excellent)		
1	Curriculum and syllabus are need based	0	0	0	26.67	73.33	4.7	Excellent
2	How do you rate the ambience of the College for effective delivery of the academic process?	0	0	0	13.33	86.67	4.9	Excellent
3	Sufficient reference material/books are available in the library for the topics mentioned in the syllabus	0	0	0	13.33	86.67	4.9	Excellent
4	How do you rate the college activities that help your students in getting jobs and placements?	0	0	0	6.67	93.33	4.9	Excellent
5	The course content is updated and sufficient to bridge the gap between industry standards/current global scenario and academics.	0	0	0	40.00	60.00	4.6	Excellent
6	I am able to achieve the minimum required course outcome attainment level for my class.	0	0	0	20.00	80.00	4.8	Excellent
7	I have the freedom to propose/modify/suggest /incorporate new topics in the syllabus through proper forum.	0	0	0	13.33	86.67	4.86	Excellent

Note: \* Average score > 4: Excellent; 4 = average score > 3: Very Good; 3 = average score > 2: Good

Table 5: Actions Taken based on Table 4

Sl. No.	Feedback Parameters	Action Taken
1	Curriculum and syllabus are need based	Based on the Teachers feedback it is found that in all aspects Teachers have given on an average an 'Excellent' rating. Among the seven parameters, 'ambience of the college for effective delivery of the academic process', 'Sufficient reference material/books are available in the library for the topics mentioned in the syllabus', 'I am able to achieve the minimum required course outcome attainment level for my class', and 'I have the freedom to propose/modify/suggest /incorporate new topics in the syllabus through proper forum', 86.67% teachers have given a rating of 5 out of 5 scale. This shows the teachers' faith and satisfaction about the Institute. Indeed it is encouraging and hence no action required.
2	How do you rate the ambience of the College for effective delivery of the academic process?	
3	Sufficient reference material/books are available in the library for the topics mentioned in the syllabus	
4	How do you rate the college activities that help your students in getting jobs and placements?	
5	The course content is updated and sufficient to bridge the gap between industry standards/current global scenario and academics.	
6	I am able to achieve the minimum required course outcome attainment level for my class.	
7	I have the freedom to propose/modify/suggest /incorporate new topics in the syllabus through proper forum.	

### Stakeholder 3: Alumnae

The following summarized result has been generated from the Feedback Analysis report on Curriculum for Alumnae for the academic year 2022-2023.

The categorization of rating based on average score of different parameters is as follows: Excellent (5), Very Good (4), Good (3), Fair (2), and Poor (1). The results derived in terms of percentage of students with common views, average scores and rating are presented in Table 6 and Table 7.



Table 6

Sl. No.	Feedback Parameters	Responses (in terms of % of students)	
		Yes	No
1	Is it needed to add any content on curriculum?	33.33	66.67
2	If yes specify the content.	IT workshop (SciLab/MATLAB)	22.22
		Distributed Algorithms	33.33
		Skill Development III: Technical Seminar Presentation	44.44
3	Is it needed to delete any content on curriculum?	0	100
4	If yes specify the content.	NA	

Table 7

Sl. No.	Feedback Parameters	Responses (in terms of % of students)					Avg (out of scale 5)	Rating
		1 (Poor)	2 (Fair)	3 (Good)	4 (Very Good)	5 (Excellent)		
1	The curriculum and syllabus content were appropriate for my placement / higher education/ development	0	0	0	0	100	5	Excellent
2	The Institute/Faculty helped me in placement/higher education	0	0	0	7.4	92.6	4.9	Excellent

Note: \* Average score > 4: Excellent; 4 = average score > 3: Very Good; 3 = average score > 2: Good

Table 8: Actions Taken based on Table 6 and Table 7.

Sl. No.	Feedback Parameters	Action Taken
1	Is it needed to add any content on curriculum?	It is found that only 20% alumnae want to add new content in the existing curriculum. Hence no action required. It must be noted that, the subjects mentioned above are quite alarming in respect to current market trends. These students were adopted R-16 curriculum. But after that R-21 has been implemented with different new subjects and these said subjects can be considered in the upcoming R-23 curriculum.
2	If yes specify the content.	
3	Is it needed to delete any content on curriculum?	100% alumnae do not want to delete any course. Hence no action required.
4	If yes specify the content.	
5	The curriculum and syllabus content were appropriate for my placement / higher education/ development	More than 92.6% alumnae give us a rating of 5. As a whole, the department scored 4.9 out of a scale of 5, which is 'Excellent'. Hence no action required.
6	The Institute/Faculty helped me in placement/higher education	The strong bonding of the Teacher-Student relationship is reflected in every graphs of the department to showcase this fact.

The overall feedback report on Curriculum for the department of CSE is encouraging. However, as per the feedback analysis we are on the process of reframing the curriculum and syllabus.

*Sm*

Coordinator, IQAC  
Narula Institute of Technology  
81, Nilgunj Road, Agarpara, Kolkata-700109

*S. Banerjee*  
Principal

Narula Institute of Technology,  
81, Nilgunj Road, Agarpara  
Kolkata-700 109



## 2. Action Taken Report: Department of ECE(B.Tech)

### Stakeholder 1: Student

The following summarized result has been generated from the Feedback Analysis report on Curriculum on Students for the academic year 2022-2023.

The categorization of rating based on average score of different parameters is as follows: Excellent (5), Very Good (4), Good (3), Fair (2), and Poor (1). The results derived in terms of percentage of students with common views, average scores and rating are presented in *Table 9* and *Table 10*.

**Table 6**

Sl. No.	Feedback Parameters	Responses (in terms of % of students)	
		Yes	No
1	Is it needed to add any content on curriculum?	31.88	68.12
2	If yes specify the content.	<b>Quantum Computing</b>	18
		<b>EM Theory and Antenna</b>	18
		<b>Information Theory &amp; Coding</b>	32
		<b>Skill Development IV: Soft Skill &amp; Aptitude-I</b>	14
		<b>Analog &amp; Digital Communication Systems</b>	18
3	Is it needed to delete any content on curriculum?	0	100
4	If yes specify the content.	NA	

**Table 7**

Sl. No.	Feedback Parameters	Responses (in terms of % of students)					Avg	Rating
		1 (Poor)	2 (Fair)	3 (Good)	4 (Very Good)	5 (Excellent)		
5	Do you think this curriculum satisfy industry requirement?	0	0	0	5.55	94.4	4.9	Excellent
6	This curriculum is compatible with the latest technology?	0	0	0	23.1	76.9	4.8	Excellent
7	Are all the courses contributing to the knowledge and skill development?	0	0	0	18.5	81.5	4.8	Excellent
8	Percentage of the courses challenging and interesting	0	0	0	7.4	92.5	4.9	Excellent
9	Curriculum and Syllabus are need based	0	0	0	11.1	88.9	4.9	Excellent
10	Overall rating of the existing curriculum	0	0	0	9.3	90.7	4.9	Excellent

Note: \* Average score > 4: Excellent; 4 >= average score > 3: Very Good; 3 >= average score > 2: Good

*Sm*

Coordinator, IQAC  
Narula Institute of Technology  
81, Nilgunj Road, Agarpara, Kolkata-700109

*S. Banerjee*  
Principal

Narula Institute of Technology  
81, Nilgunj Road, Agarpara  
Kolkata-700 109



Table 11: Action Taken based on Table 9 and Table 10

Sl. No.	Feedback Parameters	Action Taken
1	Is it needed to add any content on curriculum?	It is found that around 30% students want to add new content in the existing curriculum. Whereas, around 70% students do not want to add. Hence no actions required.
2	If yes specify the content.	
3	Is it needed to delete any content on curriculum?	100% students do not want to delete any course. Hence no action required.
4	If yes specify the content.	
5	Do you think this curriculum satisfy industry requirement?	In all these parameters the students of ECE have given more than 4.8 out of a scale of 5, which is 'Excellent'. This shows the immense confidence of the students on the various curriculum aspects. Therefore, no further actions are required.
6	This curriculum is compatible with the latest technology?	
7	Are all the courses contribute to the knowledge and skill development?	
8	Percentage of the courses challenging and interesting	
9	Curriculum and Syllabus are need based	
10	Overall rating of the existing curriculum	

### Stakeholder 2: Teacher

The following summarized result has been generated from the Feedback Analysis report on Curriculum for Teachers for the academic year 2022-2023.

The categorization of rating based on average score of different parameters is as follows: Excellent (5), Very Good (4), Good (3), Fair (2), and Poor (1). The results derived in terms of percentage of students with common views, average scores and rating are presented in Table 12.

Table 12

Sl. No.	Feedback Parameters	Responses (in terms of % of faculties)					Avg (out of scale 5)	Rating
		1 (Poor)	2 (Fair)	3 (Good)	4 (Very Good)	5 (Excellent)		
1	Curriculum and syllabus are need based	0	0	0	13.33	86.67	4.8	Excellent
2	How do you rate the ambience of the College for effective delivery of the academic process?	0	0	0	46.67	53.33	4.5	Excellent
3	Sufficient reference material/books are available in the library for the topics mentioned in the syllabus	0	0	0	40.00	60.00	4.6	Excellent
4	How do you rate the college activities that help your students in getting jobs and placements?	0	0	0	40.00	60.00	4.6	Excellent
5	The course content is updated and sufficient to bridge the gap between industry standards/current global scenario and academics.	0	0	0	33.33	66.67	4.7	Excellent
6	I am able to achieve the minimum required course outcome attainment level for my class.	0	0	0	8	92	4.6	Excellent
7	I have the freedom to propose/modify/suggest /incorporate new topics in the syllabus through proper forum.	0	0	0	12	88	4.6	Excellent

Note: \* Average score > 4: Excellent; > 3: Very Good; > 2: Good



Table 13: Action Taken based on Table 12

Sl. No.	Feedback Parameters	Action Taken
1	Curriculum and syllabus are need based	Based on the Teachers feedback it is found that in all aspects Teachers have given on an average an 'Excellent' rating. In all the seven parameters the on average score is 4.8 out of a scale of 5. Hence no specific actions are required.
2	How do you rate the ambience of the College for effective delivery of the academic process?	
3	Sufficient reference material/books are available in the library for the topics mentioned in the syllabus	
4	How do you rate the college activities that help your students in getting jobs and placements?	
5	The course content is updated and sufficient to bridge the gap between industry standards/current global scenario and academics.	
6	I am able to achieve the minimum required course outcome attainment level for my class.	
7	I have the freedom to propose/modify/suggest /incorporate new topics in the syllabus through proper forum.	

### Stakeholder 3: Alumnae

The following summarized result has been generated from the Feedback Analysis report on Curriculum for Alumnae for the academic year 2022-2023.

The categorization of rating based on average score of different parameters is as follows: Excellent (5), Very Good (4), Good (3), Fair (2), and Poor (1). The results derived in terms of percentage of students with common views, average scores and rating are presented in Table 14 and Table 15.

Table 14

Sl. No.	Feedback Parameters	Responses (in terms of % of students)	
		Yes	No
1	Is it needed to add any content on curriculum?	52.4	76.2
2	If yes specify the content.	EM Theory and Antenna	18.18
		Information Theory & Coding	27.27
		Skill Development IV: Soft Skill & Aptitude-I	36.36
3	Is it needed to delete any content on curriculum?	0	100
4	If yes specify the content.	NA	

Table 15

Sl. No.	Feedback Parameters	Responses (in terms of % of students)					Avg (out of scale 5)	Rating
		1 (Poor)	2 (Fair)	3 (Good)	4 (Very Good)	5 (Excellent)		
1	The curriculum and syllabus content were appropriate for my placement / higher education/ development	0	0	0	25.92	74.07	4.77	Excellent
2	The Institute/Faculty helped me in placement/higher education	0	0	0	22.22	77.77	4.59	Excellent

Note: \* Average score > 4: Excellent; <math>\Leftarrow</math> average score > 3: Very Good; <math>\Leftarrow</math> average score > 2: Good



Table 16: Action Taken based on Table 14 and Table 15

Sl. No.	Feedback Parameters	Action Taken
1	Is it needed to add any content on curriculum?	It is found that more than 52.4% alumnae want to add new content in the existing curriculum. This percentage cannot be ignored. Thus it is noted that some of the subjects mentioned above will be considered as an inclusion to the upcoming regulation.
2	If yes specify the content.	
3	Is it needed to delete any content on curriculum?	100% alumnae do not want to delete any course. Hence no action required.
4	If yes specify the content.	
5	The curriculum and syllabus content were appropriate for my placement / higher education/ development	74.07% alumnae give us a rating of 5. As a whole, the department scored 4.77 out of a scale of 5, which is 'Excellent'. Hence no action required.
6	The Institute/Faculty helped me in placement/higher education	More than 77.77% alumnae agrees this statement. Thus the strong bonding of the Teacher-Student relationship is reflected and no action required.

The overall feedback report on Curriculum for the department of ECE is positive.

*Sm*

Coordinator, IQAC  
Narula Institute of Technology  
81, Nilgunj Road, Agarpara, Kolkata-700109

*S. Banerjee*  
Principal  
Narula Institute of Technology  
81, Nilgunj Road, Agarpara  
Kolkata-700109

### 3. Action Taken Report: Department of IT

#### Stakeholder 1: Student

The following summarized result has been generated from the Feedback Analysis report on Curriculum on Students for the academic year 2022-23.

The categorization of rating based on average score of different parameters is as follows: Excellent (5), Very Good (4), Good (3), Fair (2), and Poor (1). The results derived in terms of percentage of students with common views, average scores and rating are presented in *Table 17* and *Table 18*.

*Table 17*

Sl. No.	Feedback Parameters	Responses (in terms of % of students)	
		Yes	No
1	Is it needed to add any content on curriculum?	37.68	62.32
2	If yes specify the content.	<b>Reinforcement Learning</b>	23.07
		<b>Semiconductor Physics</b>	38
		<b>Python Programming</b>	23
		<b>Digital Image Processing</b>	15
3	Is it needed to delete any content on curriculum?	0	100
4	If yes specify the content.	NA	

*Table 18*

Sl. No.	Feedback Parameters	Responses (in terms of % of students)					Avg	Rating
		1 (Poor)	2 (Fair)	3 (Good)	4 (Very Good)	5 (Excellent)		
5	Do you think this curriculum satisfy industry requirement?	0	0	0	20.28	79.71	4.8	Excellent
6	This curriculum is compatible with the latest technology?	0	0	0	14.49	85.5	4.9	Excellent
7	Are all the courses contribute to the knowledge and skill development?	0	0	0	18.84	79.71	4.7	Excellent
8	Percentage of the courses challenging and interesting	0	0	0	15.94	84.05	4.8	Excellent
9	Curriculum and Syllabus are need based	0	0	0	28.98	71.01	4.7	Excellent
10	Overall rating of the existing curriculum	0	0	0	15.94	84.05	4.8	Excellent

Note: \* Average score > 4: Excellent; 4 >= average score > 3: Very Good; 3 >= average score > 2: Good

*Table 19: Action Taken based on Table 17 and Table 18*

Sl. No.	Feedback Parameters	Action Taken
1	Is it needed to add any content on curriculum?	Only 38% students want to add new courses like Reinforcement Learning, GPU Architectures and Programming etc. Hence no actions required presently.
2	If yes specify the content.	
3	Is it needed to delete any content on curriculum?	100% students do not want to delete any course. Hence no action required.
4	If yes specify the content.	

*Sm*  
Coordinator, IQAC  
Narula Institute of Technology  
81, Nilgunj Road, Agarpara, Kolkata-700109

*S. Banerjee*  
Principal  
Narula Institute of Technology  
81, Nilgunj Road, Agarpara  
Kolkata-700 109



5	Do you think this curriculum satisfy industry requirement?	More than 75% students give us a rating of 'Excellent'. Therefore, no actions are required.
6	This curriculum is compatible with the latest technology?	In this category also we have scored 'Excellent'. Hence no further action required.
7	Are all the courses contribute to the knowledge and skill development?	Nearabout 19% students have rated 'Very Good' and 81% students have given 'Excellent' rating. On an average the score has become 4.7 out of a scale of 5, which is 'Excellent'. As a result, no further action required.
8	Percentage of the courses challenging and interesting	Around 16% of the students' rate this as 'Very Good' and 84% 'Excellent'. As a result, the score is 4.8 out of a scale of 5, which is 'Excellent'. Thus, no action required.
9	Overall rating of the existing curriculum	Almost 84.05% students have given 'Excellent' rating in this field.

### Stakeholder 2: Teacher

The following summarized result has been generated from the Feedback Analysis report on Curriculum for Teachers for the academic year 2022-23.

The categorization of rating based on average score of different parameters is as follows: Excellent (5), Very Good (4), Good (3), Fair (2), and Poor (1). The results derived in terms of percentage of students with common views, average scores and rating are presented in Table 20.

**Table 20**

Sl. No.	Feedback Parameters	Responses (in terms of % of faculties)					Avg (out of scale 5)	Rating
		1 (Poor)	2 (Fair)	3 (Good)	4 (Very Good)	5 (Excellent)		
1	Curriculum and syllabus are need based	0	0	0	26.77	73.33	4.73	Excellent
2	How do you rate the ambience of the College for effective delivery of the academic process?	0	0	0	46.77	53.33	4.53	Excellent
3	Sufficient reference material/books are available in the library for the topics mentioned in the syllabus	0	0	0	46.77	53.33	4.53	Excellent
4	How do you rate the college activities that help your students in getting jobs and placements?	0	0	0	46.77	53.33	4.46	Excellent
5	The course content is updated and sufficient to bridge the gap between industry standards/current global scenario and academics.	0	0	0	46.77	53.33	4.46	Excellent
6	I am able to achieve the minimum required course outcome attainment level for my class.	0	0	0	40	60	4.4	Excellent
7	I have the freedom to propose/modify/suggest /incorporate new topics in the syllabus through proper forum.	0	0	0	46.77	53.33	4.46	Excellent

Note: \* Average score > 4: Excellent; 4 >= average score > 3: Very Good; 3 >= average score > 2: Good

**Table 21: Action Taken based on Table 20**

Sl. No.	Feedback Parameters	Action Taken
1	Curriculum and syllabus are need based	Based on the Teachers feedback it is found that in all aspects Teachers have given on an average an 'Excellent' rating. Among the seven parameters, 'Curriculum and syllabus are need based', 'Sufficient reference material/books are available in the library for
2	How do you rate the ambience of the College for effective delivery of the academic process?	



3	Sufficient reference material/books are available in the library for the topics mentioned in the syllabus	the topics mentioned in the syllabus', 'college activities that help your students in getting jobs and placements', 'I am able to achieve the minimum required course outcome attainment level for my class', and 'I have the freedom to propose/modify/suggest /incorporate new topics in the syllabus through proper forum', teachers have given nearabout 4.4 rating out of 5 scale. This shows the teachers' faith and satisfaction about the Institute. Indeed, it is encouraging and hence no action required.
4	How do you rate the college activities that help your students in getting jobs and placements?	
5	The course content is updated and sufficient to bridge the gap between industry standards/current global scenario and academics.	
6	I am able to achieve the minimum required course outcome attainment level for my class.	
7	I have the freedom to propose/modify/suggest /incorporate new topics in the syllabus through proper forum.	

### Stakeholder 3: Alumnae

The following summarized result has been generated from the Feedback Analysis report on Curriculum for Alumnae for the academic year 2022-23

The categorization of rating based on average score of different parameters is as follows: Excellent (5), Very Good (4), Good (3), Fair (2), and Poor (1). The results derived in terms of percentage of students with common views, average scores and rating are presented in Table 22 and Table 23.

Table 22

Sl. No.	Feedback Parameters	Responses (in terms of % of students)	
		Yes	No
1	Is it needed to add any content on curriculum?	19	81
2	If yes specify the content.	Reinforcement Learning	20
		Semiconductor Physics	30
		Python Programming	20
		Digital Image Processing	30
3	Is it needed to delete any content on curriculum?	0	100
4	If yes specify the content.	NA	

Table 23

Sl. No.	Feedback Parameters	Responses (in terms of % of students)					Avg (out of scale 5)	Rating
		1 (Poor)	2 (Fair)	3 (Good)	4 (Very Good)	5 (Excellent)		
1	The curriculum and syllabus content were appropriate for my placement / higher education/ development	0	0	0	22.2	77.8	4.92	Excellent
2	The Institute/Faculty helped me in placement/higher education	0	0	0	17.8	82.2	4.6	Excellent

Note: \* Average score >4: Excellent; 4 >= average score >3: Very Good; 3 >= average score >2: Good

Table 24: Action Taken based on Table 22 and Table 23

Sl. No.	Feedback Parameters	Action Taken
1	Is it needed to add any content on curriculum?	A very few alumnae want to add new courses like Reinforcement Learning, Computational Geometry etc.in the curriculum. Hence no actions required. But based on the students and alumnae feedback, some of the mentioned subjects can be considered as an inclusion of the upcoming R-23 curriculum.
2	If yes specify the content.	

*S.M.*  
Coordinator, IQAC  
Narula Institute of Technology  
81, Nilgunj Road, Agarpara, Kolkata-700109

*S. Banerjee*  
Principa  
Narula Institute of Technology  
81, Nilgunj Road, Agarpara  
Kolkata-700 109



3	Is it needed to delete any content on curriculum?	100% alumnae do not want to delete any course. Hence no action required.
4	If yes specify the content.	
5	The curriculum and syllabus content were appropriate for my placement / higher education/ development	More than 77.8% students give us a rating of 4.92 out of a scale of 5, which is 'Excellent'. Hence no action required.
6	The Institute/Faculty helped me in placement/higher education	All the alumnae either provided 'very good' or 'excellent' faith on the Institute/Faculty for helping them in placement/higher education. As a whole the department scored 4.6 out of a scale of 5. Thus, no actions required.

## 4. Action Taken Report: Department of CE(B.Tech)

### Stakeholder 1: Student

The following summarized result has been generated from the Feedback Analysis report on Curriculum on Students for the academic year 2022-23.

The categorization of rating based on average score of different parameters is as follows: Excellent (5), Very Good (4), Good (3), Fair (2), and Poor (1). The results derived in terms of percentage of students with common views, average scores and rating are presented in *Table 25* and *Table 26*.

**Table 25**

Sl. No.	Feedback Parameters	Responses (in terms of % of students)	
		Yes	No
1	Is it needed to add any content on curriculum?	9	91
2	If yes specify the content.	Smart Cities	67
		Infrastructure Engineering	16
		Sustainable energy Engineering	17
3	Is it needed to delete any content on curriculum?	0	100
4	If yes specify the content.	NA	

**Table 26**

Sl. No.	Feedback Parameters	Responses (in terms of % of students)					Avg	Rating
		1 (Poor)	2 (Fair)	3 (Good)	4 (Very Good)	5 (Excellent)		
5	Do you think this curriculum satisfy industry requirement?	0	0	0	23.18	76.81	4.8	Excellent
6	This curriculum is compatible with the latest technology?	0	0	0	15.94	84.05	4.8	Excellent
7	Are all the courses contribute to the knowledge and skill development?	0	0	0	18.84	81.15	4.8	Excellent
8	Percentage of the courses challenging and interesting	0	0	0	18.84	81.15	4.8	Excellent
9	Curriculum and Syllabus are need based	0	0	0	33.33	66.66	4.7	Excellent
10	Overall rating of the existing curriculum	0	0	0	21.73	78.26	4.8	Excellent

Note: \* Average score >4: Excellent; 4=>average score >3: Very Good; 3=>average score >2: Good



Table 27: Action Taken based on Table 25 and Table 26

Sl. No.	Feedback Parameters	Action Taken
1	Is it needed to add any content on curriculum?	It is found that around 9% students want to add new content in the existing curriculum. Whereas, more than 90% students do not want to add. Hence no actions required.
2	If yes specify the content.	
3	Is it needed to delete any content on curriculum?	100% students do not want to delete any course. Hence no action required.
4	If yes specify the content.	
5	Do you think this curriculum satisfy industry requirement?	In all these parameters the students of CE have given more than 4.8 out of a scale of 5, which is 'Excellent'. This shows the immense confidence of the students on the various curriculum aspects. Therefore, no further actions are required.
6	This curriculum is compatible with the latest technology?	
7	Are all the courses contribute to the knowledge and skill development?	
8	Percentage of the courses challenging and interesting	
9	Curriculum and Syllabus are need based	
10	Overall rating of the existing curriculum	

### Stakeholder 2: Teacher

The following summarized result has been generated from the Feedback Analysis report on Curriculum for Teachers for the academic year 2022-23.

The categorization of rating based on average score of different parameters is as follows: Excellent (5), Very Good (4), Good (3), Fair (2), and Poor (1). The results derived in terms of percentage of students with common views, average scores and rating are presented in Table 28.

Table 28

Sl. No.	Feedback Parameters	Responses (in terms of % of faculties)					Avg (out of scale 5)	Rating
		1 (Poor)	2 (Fair)	3 (Good)	4 (Very Good)	5 (Excellent)		
1	Curriculum and syllabus are need based	0	0	0	33.33	66.67	4.66	Excellent
2	How do you rate the ambience of the College for effective delivery of the academic process?	0	0	0	46.67	53.33	4.53	Excellent
3	Sufficient reference material/books are available in the library for the topics mentioned in the syllabus	0	0	0	33.33	66.67	4.66	Excellent
4	How do you rate the college activities that help your students in getting jobs and placements?	0	0	0	46.67	53.33	4.53	Excellent
5	The course content is updated and sufficient to bridge the gap between industry standards/current global scenario and academics.	0	0	0	46.67	53.33	4.53	Excellent
6	I am able to achieve the minimum required course outcome attainment level for my class.	0	0	0	40	60	4.6	Excellent
7	I have the freedom to propose/modify/suggest /incorporate new topics in the syllabus through proper forum.	0	0	0	46.67	53.33	4.53	Excellent

Note: \* Average score > 4: Excellent; 4 >= average score > 3: Very Good; 3 >= average score > 2: Good

*S.M.*  
Coordinator, IQAC  
Narula Institute of Technology  
81, Nilgunj Road, Agarpara, Kolkata-700109

*S. Banerjee*  
Principal  
Narula Institute of Technology  
81, Nilgunj Road, Agarpara  
Kolkata-700 109



Table 29: Action Taken based on Table 28

Sl. No.	Feedback Parameters	Action Taken
1	Curriculum and syllabus are need based	Based on the Teachers feedback it is found that in all aspects Teachers have given on an average an 'Excellent' rating. In all the seven parameters the average score is more than 4.5 out of a scale of 5. Hence no specific actions are required.
2	How do you rate the ambience of the College for effective delivery of the academic process?	
3	Sufficient reference material/books are available in the library for the topics mentioned in the syllabus	
4	How do you rate the college activities that help your students in getting jobs and placements?	
5	The course content is updated and sufficient to bridge the gap between industry standards/current global scenario and academics.	
6	I am able to achieve the minimum required course outcome attainment level for my class.	
7	I have the freedom to propose/modify/suggest /incorporate new topics in the syllabus through proper forum.	

### Stakeholder 3: Alumnae

The following summarized result has been generated from the Feedback Analysis report on Curriculum for Alumnae for the academic year 2022-23.

The categorization of rating based on average score of different parameters is as follows: Excellent (5), Very Good (4), Good (3), Fair (2), and Poor (1). The results derived in terms of percentage of students with common views, average scores and rating are presented in Table 30 and Table 31.

Table 30

Sl. No.	Feedback Parameters	Responses (in terms of % of students)	
		Yes	No
1	Is it needed to add any content on curriculum?	35	65
2	If yes specify the content.	<b>Public Transport System</b>	60
		<b>Infrastructure Engineering</b>	20
		<b>Advanced Programming for Problem solving</b>	20
3	Is it needed to delete any content on curriculum?	0	100
4	If yes specify the content.	NA	

Table 31

Sl. No.	Feedback Parameters	Responses (in terms of % of students)					Avg (out of scale 5)	Rating
		1 (Poor)	2 (Fair)	3 (Good)	4 (Very Good)	5 (Excellent)		
1	The curriculum and syllabus content were appropriate for my placement / higher education/ development	0	0	0	20	80	4.8	Excellent
2	The Institute/Faculty helped me in placement/higher education	0	0	0	60	40	4.4	Excellent

Note: \* Average score > 4: Excellent; 4 >= average score > 3: Very Good; 3 >= average score > 2: Good

Table 32: Action Taken based on Table 30 and Table 31

Sl. No.	Feedback Parameters	Action Taken
1	Is it needed to add any content on curriculum?	It is found that 35% students want to add new content in the existing curriculum. Hence, Advance Programming and Advance Survey should be considered as an inclusion to the upcoming regulation.
2	If yes specify the content.	

*S.M.*  
Coordinator, IQAC  
Narula Institute of Technology  
81, Nilgunj Road, Agarpara, Kolkata-700109

*S. Banerjee*  
Principal  
Narula Institute of Technology  
81, Nilgunj Road, Agarpara  
Kolkata-700 109



3	Is it needed to delete any content on curriculum?	100% students do not want to delete any course. Hence no action required.
4	If yes specify the content.	
5	The curriculum and syllabus content were appropriate for my placement / higher education/ development	Almost all Alumnae rated near about 4.8 out of 5 scale. This figure shows immense pleasure of our ex-students towards the curriculum structure of the department.
6	The Institute/Faculty helped me in placement/higher education	

The overall feedback report on Curriculum for the department of CE is positive.

## 5. Action Taken Report: Department of EE(B.Tech)

### Stakeholder 1: Student

The following summarized result has been generated from the Feedback Analysis report on Curriculum on Students for the academic year 2022-23.

The categorization of rating based on average score of different parameters is as follows: Excellent (5), Very Good (4), Good (3), Fair (2), and Poor (1). The results derived in terms of percentage of students with common views, average scores and rating are presented in *Table 33* and *Table 34*.

**Table 33**

Sl. No.	Feedback Parameters	Responses (in terms of % of students)	
		Yes	No
1	Is it needed to add any content on curriculum?	45.78	54.22
2	If yes specify the content.	<b>Embedded Systems</b>	63.78
		<b>Big Data Analysis</b>	35.76
3	Is it needed to delete any content on curriculum?	0	100
4	If yes specify the content.	NA	

**Table 34**

Sl. No.	Feedback Parameters	Responses (in terms of % of students)					Avg	Rating
		1 (Poor)	2 (Fair)	3 (Good)	4 (Very Good)	5 (Excellent)		
5	Do you think this curriculum satisfy industry requirement?	0	0	0	23.18	76.81	4.8	Excellent
6	This curriculum is compatible with the latest technology?	0	0	0	20.28	79.71	4.8	Excellent
7	Are all the courses contribute to the knowledge and skill development?	0	0	0	23.18	76.81	4.8	Excellent
8	Percentage of the courses challenging and interesting	0	0	1.4	23.18	76.81	4.8	Excellent
9	Curriculum and Syllabus are need based	0	0	0	38.11	68.11	4.7	Excellent
10	Overall rating of the existing curriculum	0	0	0	23.81	76.81	4.8	Excellent

Note: \* Average score > 4: Excellent; 4 >= average score > 3: Very Good; 3 >= average score > 2: Good

  
 Coordinator, IQAC  
 Narula Institute of Technology  
 81, Nilgunj Road, Agarpara, Kolkata-700109


  
 Principal  
 Narula Institute of Technology  
 81, Nilgunj Road, Agarpara  
 Kolkata-700 109



Table 35: Action Taken based on Table 33 and Table 34

Sl. No.	Feedback Parameters	Action Taken
1	Is it needed to add any content on curriculum?	45.78% students want to add Embedded Systems, Big Data Analysis in their curriculum. Indeed, these are emerging topics. Hence it is suggested to add some of them in the upcoming regulations.
2	If yes specify the content.	
3	Is it needed to delete any content on curriculum?	100% students do not want to delete any subjects. Hence no actions are required.
4	If yes specify the content.	
5	Do you think this curriculum satisfy industry requirement?	In all these parameters the students of EE have given more than 4.7 out of a scale of 5, which is 'Excellent'. This shows the immense confidence of the students on the various curriculum aspects. Therefore, no further actions are required.
6	This curriculum is compatible with the latest technology?	
7	Are all the courses contribute to the knowledge and skill development?	
8	Percentage of the courses challenging and interesting	
9	Curriculum and Syllabus are need based	
10	Overall rating of the existing curriculum	

### Stakeholder 2: Teacher

The following summarized result has been generated from the Feedback Analysis report on Curriculum for Teachers for the academic year 2019-20.

The categorization of rating based on average score of different parameters is as follows: Excellent (5), Very Good (4), Good (3), Fair (2), and Poor (1). The results derived in terms of percentage of students with common views, average scores and rating are presented in Table 36.

Table 36

Sl. No.	Feedback Parameters	Responses (in terms of % of faculties)					Avg (out of scale 5)	Rating
		1 (Poor)	2 (Fair)	3 (Good)	4 (Very Good)	5 (Excellent)		
1	Curriculum and syllabus are need based	0	0	7.1	40	60	4.6	Excellent
2	How do you rate the ambience of the College for effective delivery of the academic process?	0	0	0	40	60	4.6	Excellent
3	Sufficient reference material/books are available in the library for the topics mentioned in the syllabus	0	0	7.1	26.77	73.33	4.73	Excellent
4	How do you rate the college activities that help your students in getting jobs and placements?	0	0	0	20	80	4.8	Excellent
5	The course content is updated and sufficient to bridge the gap between industry standards/current global scenario and academics.	0	0	0	20	80	4.8	Excellent
6	I am able to achieve the minimum required course outcome attainment level for my class.	0	0	0	46.67	53.33	4.53	Excellent
7	I have the freedom to propose/modify/suggest /incorporate new topics in the syllabus through proper forum.	0	0	0	40	60	4.6	Excellent

Note: \* Average score >4: Excellent; 4 >= average score >3: Very Good; 3 >= average score >2: Good

Table 37: Action Taken based on Table 36

Sl. No.	Feedback Parameters	Action Taken
---------	---------------------	--------------

S. M. Coordinator, IQAC  
Narula Institute of Technology  
81, Nilgunj Road, Agarpara, Kolkata-700109

S. Basu  
Principal  
Narula Institute of Technology  
Nilgunj Road, Agarpara  
700 109



1	Curriculum and syllabus are need based	In all the mentioned criteria, Teachers' have given on and above 4.6 out of 5 scale. This average score indicates an 'Excellent' faith of the teachers over the existing curriculum. Hence no action is required.
2	How do you rate the ambience of the College for effective delivery of the academic process?	
3	Sufficient reference material/books are available in the library for the topics mentioned in the syllabus	
4	How do you rate the college activities that help your students in getting jobs and placements?	
5	The course content is updated and sufficient to bridge the gap between industry standards/current global scenario and academics.	
6	I am able to achieve the minimum required course outcome attainment level for my class.	
7	I have the freedom to propose/modify/suggest /incorporate new topics in the syllabus through proper forum.	

### Stakeholder 3: Alumnae

The following summarized result has been generated from the Feedback Analysis report on Curriculum for Alumnae for the academic year 2022-23.

The categorization of rating based on average score of different parameters is as follows: Excellent (5), Very Good (4), Good (3), Fair (2), and Poor (1). The results derived in terms of percentage of students with common views, average scores and rating are presented in Table 38 and Table 39.

Table 38

Sl. No.	Feedback Parameters	Responses (in terms of % of students)	
		Yes	No
1	Is it needed to add any content on curriculum?	18.8	81.3
2	If yes specify the content.	<b>Distributed Generation and Smart Grid</b>	46.2
		<b>Embedded Systems</b>	23.1
		<b>Big Data Analysis</b>	30.8
3	Is it needed to delete any content on curriculum?	0	100
4	If yes specify the content.	NA	

Table 39

Sl. No.	Feedback Parameters	Responses (in terms of % of students)					Avg (out of scale 5)	Rating
		1 (Poor)	2 (Fair)	3 (Good)	4 (Very Good)	5 (Excellent)		
1	The curriculum and syllabus content were appropriate for my placement / higher education/ development	0	0	0	6.25	93.4	4.9	Excellent
2	The Institute/Faculty helped me in placement/higher education	0	0		12.5	87.5	4.8	Excellent

Note: \* Average score > 4: Excellent; 4 = average score > 3: Very Good; 3 = average score > 2: Good

Table 40: Action Taken based on Table 38 and Table 39

Sl. No.	Feedback Parameters	Action Taken
1	Is it needed to add any content on curriculum?	Around 18% alumnae wants to include Distributed Generation and Smart Grid, Embedded Systems, Big Data Analysis etc. in their curriculum. As already we are in the implementation process of R-23 curriculum, these subjects can be planned for the inclusion over there. However, it should be checked, if some of the subjects have been included already in R-18 curriculum or not. As these students have followed R-16 curriculum.
2	If yes specify the content.	

Sm  
Coordinator, IQAC  
Narula Institute of Technology  
81, Nilgunj Road, Agarpara, Kolkata-700109

S. Banerjee  
Principal  
Narula Institute of Technology,  
81, Nilgunj Road, Agarpara  
Kolkata-700 109



3	Is it needed to delete any content on curriculum?	100% alumnae do not want to delete any content. Hence no action is required.
4	If yes specify the content.	
5	The curriculum and syllabus content were appropriate for my placement / higher education/ development	More than 93% alumnae supports this. Hence no action is required.
6	The Institute/Faculty helped me in placement/higher education	More than 86% alumnae supports this. Hence no action is required.

The overall feedback report on Curriculum for the department of EE is positive.

## 6. Action Taken Report: Department of EIE

### Stakeholder 1: Student

The following summarized result has been generated from the Feedback Analysis report on Curriculum on Students for the academic year 2019-20.

The categorization of rating based on average score of different parameters is as follows: Excellent (5), Very Good (4), Good (3), Fair (2), and Poor (1). The results derived in terms of percentage of students with common views, average scores and rating are presented in *Table 41* and *Table 42*.

**Table 41**

Sl. No.	Feedback Parameters	Responses (in terms of % of students)	
		Yes	No
1	Is it needed to add any content on curriculum?	42	58
2	If yes specify the content.	IoT based Instrumentation System	50.36
		Artificial Intelligence	24.98
		Quantum Computing	25
3	Is it needed to delete any content on curriculum?	0	100
4	If yes specify the content.	NA	

**Table 42**

Sl. No.	Feedback Parameters	Responses (in terms of % of students)					Avg	Rating
		1 (Poor)	2 (Fair)	3 (Good)	4 (Very Good)	5 (Excellent)		
5	Do you think this curriculum satisfy industry requirement?	0	0	0	26.08	73.91	4.7	Excellent
6	This curriculum is compatible with the latest technology?	0	0	0	20.28	79.71	4.8	Excellent
7	Are all the courses contribute to the knowledge and skill development?	0	0	0	23.18	76.81	4.8	Excellent
8	Percentage of the courses challenging and interesting	0	0	0	21.73	78.26	4.8	Excellent
9	Curriculum and Syllabus are need based	0	0	0	34.78	65.21	4.7	Excellent
10	Overall rating of the existing curriculum	0	0	10	31.88	68.11	4.7	Excellent

Note: \* Average score > 4: Excellent; 4 >= average score > 3: Very Good; 3 >= average score > 2: Good

*S.M.*  
Coordinator, IQAC  
Narula Institute of Technology  
81, Nilgunj Road, Agarpara, Kolkata-700109

*S. Banerjee*  
Principal  
Narula Institute of Technology  
81, Nilgunj Road, Agarpara  
Kolkata-700109



Table 43: Action Taken based on Table 41 and Table 42

Sl. No.	Feedback Parameters	Action Taken
1	Is it needed to add any content on curriculum?	42% students want to add IoT based Instrumentation System, Artificial Intelligence, Quantum Computing etc. in their curriculum. Indeed, these are emerging topics. Hence it is suggested to add some of them in the upcoming regulations, if it has not been added in R-21.
2	If yes specify the content.	
3	Is it needed to delete any content on curriculum?	100% students do not want to delete any subjects. Hence no actions are required.
4	If yes specify the content.	
5	Do you think this curriculum satisfy industry requirement?	In all these parameters the students of EIE have given near about 4.7 out of a scale of 5, which is "Excellent". This shows the immense confidence of the students on the various curriculum aspects. Therefore, no further actions are required.
6	This curriculum is compatible with the latest technology?	
7	Are all the courses contribute to the knowledge and skill development?	
8	Percentage of the courses challenging and interesting	
9	Curriculum and Syllabus are need based	
10	Overall rating of the existing curriculum	

### Stakeholder 2: Teacher EIE

The following summarized result has been generated from the Feedback Analysis report on Curriculum for Teachers for the academic year 2022-23.

The categorization of rating based on average score of different parameters is as follows: Excellent (5), Very Good (4), Good (3), Fair (2), and Poor (1). The results derived in terms of percentage of students with common views, average scores and rating are presented in Table 44.

Table 44

Sl. No.	Feedback Parameters	Responses (in terms of % of faculties)					Avg (out of scale 5)	Rating
		1 (Poor)	2 (Fair)	3 (Good)	4 (Very Good)	5 (Excellent)		
1	Curriculum and syllabus are need based	0	0	0	33.33	66.67	4.666	Excellent
2	How do you rate the ambience of the College for effective delivery of the academic process?	0	0	0	26.67	73.33	4.733	Excellent
3	Sufficient reference material/books are available in the library for the topics mentioned in the syllabus	0	0	20	20	80	4.8	Excellent
4	How do you rate the college activities that help your students in getting jobs and placements?	0	0	0	33.33	66.67	4.66	Excellent
5	The course content is updated and sufficient to bridge the gap between industry standards/current global scenario and academics.	0	0	0	26.67	73.33	4.73	Excellent
6	I am able to achieve the minimum required course outcome attainment level for my class.	0	0	0	46.67	53.33	4.533	Excellent
7	I have the freedom to propose/modify/suggest /incorporate new topics in the syllabus through proper forum.	0	0	0	33.33	66.67	4.666	Excellent

Note: \* Average score > 4: Excellent; 4 = average score > 3: Very Good; 3 = average score > 2: Good

*Jm*  
Coordinator, IQAC  
Narula Institute of Technology  
81, Nilgunj Road, Agarpara, Kolkata-700109

*S. Banerjee*  
Principal  
Narula Institute of Technology  
81, Nilgunj Road, Agarpara  
Kolkata-700 109



Table 45: Action Taken based on Table 44

Sl. No.	Feedback Parameters	Action Taken
1	Curriculum and syllabus are need based	In all the criteria the Teachers of EIE department have given a score of 'Excellent'. This shows their immense faith over the existing curriculum and the initiatives taken by the Institute to flourish students in their placement activities.
2	How do you rate the ambience of the College for effective delivery of the academic process?	
3	Sufficient reference material/books are available in the library for the topics mentioned in the syllabus	
4	How do you rate the college activities that help your students in getting jobs and placements?	
5	The course content is updated and sufficient to bridge the gap between industry standards/current global scenario and academics.	
6	I am able to achieve the minimum required course outcome attainment level for my class.	
7	I have the freedom to propose/modify/suggest /incorporate new topics in the syllabus through proper forum.	

**Stakeholder 3: Alumnae EIE**

The following summarized result has been generated from the Feedback Analysis report on Curriculum for Alumnae for the academic year 2019-20.

The categorization of rating based on average score of different parameters is as follows: Excellent (5), Very Good (4), Good (3), Fair (2), and Poor (1). The results derived in terms of percentage of students with common views, average scores and rating are presented in Table 46 and Table 47.

Table 46

Sl. No.	Feedback Parameters	Responses (in terms of % of students)	
		Yes	No
1	Is it needed to add any content on curriculum?	70	30
2	If yes specify the content.	IoT based Instrumentation System	57
		Artificial Intelligence	43
3	Is it needed to delete any content on curriculum?	0	100
4	If yes specify the content.	NA	

Table 47

Sl. No.	Feedback Parameters	Responses (in terms of % of students)					Avg (out of scale 5)	Rating
		1 (Poor)	2 (Fair)	3 (Good)	4 (Very Good)	5 (Excellent)		
1	The curriculum and syllabus content were appropriate for my placement / higher education/ development	0	0	10	80	10	4	Very Good
2	The Institute/Faculty helped me in placement/higher education	0	0	0	60	40	4.4	Excellent

Note: \* Average score >4: Excellent; 4=>average score>3: Very Good; 3=>average score>2: Good

Table 48: Action Taken based on Table 46 and Table 47

Sl. No.	Feedback Parameters	Action Taken
1	Is it needed to add any content on curriculum?	It is found that more than 70% alumnae want to add new content in the existing curriculum. This percentage cannot be ignored. Thus, it is noted that Automata & IOT and Quantum Computing will be considered as an inclusion to the upcoming regulation.
2	If yes specify the content.	
3	Is it needed to delete any content on curriculum?	100% students do not want to delete any course. Hence no action required.



4	If yes specify the content.	
5	The curriculum and syllabus content were appropriate for my placement / higher education/ development	The department scored 4.0 out of a scale of 5, which is 'Excellent'. Hence no action required.
6	The Institute/Faculty helped me in placement/higher education	The average score 4.4 out of a scale of 5 shows the strong bonding of the Teacher-Student relationship of the department.

The overall feedback report on Curriculum for the department of EIE is positive.

## 7. Action Taken Report: Department of ME

### Stakeholder 1: Student

The following summarized result has been generated from the Feedback Analysis report on Curriculum on Students for the academic year 2019-20.

The categorization of rating based on average score of different parameters is as follows: Excellent (5), Very Good (4), Good (3), Fair (2), and Poor (1). The results derived in terms of percentage of students with common views, average scores and rating are presented in *Table 49* and *Table 50*.

**Table 49**

Sl. No.	Feedback Parameters	Responses (in terms of % of students)	
		Yes	No
1	Is it needed to add any content on curriculum?	46.38	53.62
2	If yes specify the content.	<b>Finite Element Method</b>	25
		<b>Manufacturing Technology</b>	25
		<b>Solid Mechanics</b>	25
		<b>Instrumentation and Telemetry</b>	25
3	Is it needed to delete any content on curriculum?	0	100
4	If yes specify the content.	NA	

**Table 50**

Sl. No.	Feedback Parameters	Responses (in terms of % of students)					Avg	Rating
		1 (Poor)	2 (Fair)	3 (Good)	4 (Very Good)	5 (Excellent)		
1	Do you think this curriculum satisfy industry requirement?	0	0	10	28.98	71.01	4.7	Excellent
2	This curriculum is compatible with the latest technology?	0	0	10	24.63	75.36	4.8	Excellent
3	Are all the courses contribute to the knowledge and skill development?	0	0	0	20.28	79.71	4.8	Excellent
4	Percentage of the courses challenging and interesting	0	0	10	27.53	72.46	4.7	Excellent
5	Curriculum and Syllabus are need based	0	0	0	43.47	56.52	4.6	Very Good
6	Overall rating of the existing curriculum	0	0	10	50	66.66	4.7	Excellent

Note: \* Average score > 4: Excellent; <math>\Leftarrow</math> average score > 3: Very Good; <math>3 \geq</math> average score > 2: Good

*S. Banerjee*  
Coordinator, IQAC  
Narula Institute of Technology  
81, Nilgunj Road, Agarpara, Kolkata-700109

*S. Banerjee*  
Principal  
Narula Institute of Technology  
81, Nilgunj Road, Agarpara,  
Kolkata-700109



Table 51: Action Taken based on Table 49 and Table 50

Sl. No.	Feedback Parameters	Action Taken
1	Is it needed to add any content on curriculum?	It is found that around 46% students want to add new content in the existing curriculum. Whereas, rest of the students do not want to add. Hence no actions required. But it may be noted that most of these students are following R-18 curriculum. The recommended subjects by few students have been included already in the subsequent regulations. Which has been already proposed in R-23 regulations.
2	If yes specify the content.	
3	Is it needed to delete any content on curriculum?	100% students do not want to delete any course. Hence no action required.
4	If yes specify the content.	
5	Do you think this curriculum satisfy industry requirement?	In all these parameters the students of ME have given more than 4.7 out of a scale of 5, which is 'Excellent'. In one parameter the department scored 'Very Good'. But in none of the aspect, the score has been reached too 'Excellent'. Hence, formation of syllabus is required. It may be also noted that most of these students are following R-18 curriculum. The recommended subjects by few students have been included already in the subsequent regulations. Which has been already proposed in R-23 regulations.
6	This curriculum is compatible with the latest technology?	
7	Are all the courses contribute to the knowledge and skill development?	
8	Percentage of the courses challenging and interesting	
9	Curriculum and Syllabus are need based	
10	Overall rating of the existing curriculum	

**Stakeholder 2: Teacher**

The following summarized result has been generated from the Feedback Analysis report on Curriculum for Teachers for the academic year 2022-23.

The categorization of rating based on average score of different parameters is as follows: Excellent (5), Very Good (4), Good (3), Fair (2), and Poor (1). The results derived in terms of percentage of students with common views, average scores and rating are presented in Table 52.

Table 52

Sl. No.	Feedback Parameters	Responses (in terms of % of faculties)					Avg (out of scale 5)	Rating
		1 (Poor)	2 (Fair)	3 (Good)	4 (Very Good)	5 (Excellent)		
1	Curriculum and syllabus are need based	0	0	0	30	70	3.3	Very Good
2	How do you rate the ambience of the College for effective delivery of the academic process?	0	0	0	40	60	3.8	Very Good
3	Sufficient reference material/books are available in the library for the topics mentioned in the syllabus	0	0	50	40	10	3.6	Very Good
4	How do you rate the college activities that help your students in getting jobs and placements?	0	0	10	80	10	4	Very Good
5	The course content is updated and sufficient to bridge the gap between industry standards/current global scenario and academics.	0	0	80	20	0	3.2	Very Good
6	I am able to achieve the minimum required course outcome attainment level for my class.	0	0	0	10	90	4.9	Excellent
7	I have the freedom to propose/modify/suggest /incorporate new topics in the syllabus through proper forum.	0	0	20	20	60	4.4	Excellent

Note: \* Average score > 4: Excellent; 4 = average score > 3: Very Good; 3 = average score > 2: Good

*Jm*  
Coordinator, IQAC  
Narula Institute of Technology  
81, Nilgunj Road, Agarpara, Kolkata-700109

*S. Banerjee*  
Principal  
Narula Institute of Technology  
81, Nilgunj Road, Agarpara  
Kolkata-700109



Table 53: Action Taken based on Table 52

Sl. No.	Feedback Parameters	Action Taken
1	Curriculum and syllabus are need based	Based on the Teachers feedback it is found that almost in all aspects Teachers have given on an average a 'Very Good' rating and in the last two aspects they have given 'Excellent' rating. Hence no further actions required.
2	How do you rate the ambience of the College for effective delivery of the academic process?	
3	Sufficient reference material/books are available in the library for the topics mentioned in the syllabus	
4	How do you rate the college activities that help your students in getting jobs and placements?	
5	The course content is updated and sufficient to bridge the gap between industry standards/current global scenario and academics.	
6	I am able to achieve the minimum required course outcome attainment level for my class.	
7	I have the freedom to propose/modify/suggest /incorporate new topics in the syllabus through proper forum.	

### Stakeholder 3: Alumnae

The following summarized result has been generated from the Feedback Analysis report on Curriculum for Alumnae for the academic year 2022-23. The categorization of rating based on average score of different parameters is as follows: Excellent (5), Very Good (4), Good (3), Fair (2), and Poor (1). The results derived in terms of percentage of students with common views, average scores and rating are presented in Table 54 and Table 55.

Table 54

Sl. No.	Feedback Parameters	Responses (in terms of % of students)	
		Yes	No
1	Is it needed to add any content on curriculum?	33	67
2	If yes specify the content.	Finite Element Method	15
		Manufacturing Technology	35
		Solid Mechanics	35
		Instrumentation and Telemetry	15
3	Is it needed to delete any content on curriculum?	0	100
4	If yes specify the content.	NA	

Table 55

Sl. No.	Feedback Parameters	Responses (in terms of % of students)					Avg (out of scale 5)	Rating
		1 (Poor)	2 (Fair)	3 (Good)	4 (Very Good)	5 (Excellent)		
1	The curriculum and syllabus content were appropriate for my placement / higher education/ development	0	0	20	70	10	3.9	Very Good
2	The Institute/Faculty helped me in placement/higher education	0	0	0	50	50	4.5	Very Good

Note: \* Average score > 4: Excellent; 4 >= average score > 3: Very Good; 3 >= average score > 2: Good

*Sm*  
 Coordinator, IQAC  
 Narula Institute of Technology  
 81, Nilgunj Road, Agarpara, Kolkata-700109

*S. Banerjee*  
 Narula Institute of Technology  
 81, Nilgunj Road, Agarpara  
 Kolkata-700 109



Table 56: Action Taken based on Table 54 and Table 55

Sl. No.	Feedback Parameters	Action Taken
1	Is it needed to add any content on curriculum?	It is found that around 33% students want to add new content in the existing curriculum. This percentage cannot be ignored. Thus, it is noted that FEA and Block Chain will be considered as an inclusion to the upcoming regulation.
2	If yes specify the content.	
3	Is it needed to delete any content on curriculum?	100% students do not want to delete any course. Hence no action required.
4	If yes specify the content.	
5	The curriculum and syllabus content were appropriate for my placement / higher education/ development	Near about 70% students give us a rating of 'Very Good' and around 10% students as 'Excellent'. As a whole, the department scored 3.9 out of a scale of 5, which is 'Very Good'. Hence there is a scope of improvement.
6	The Institute/Faculty helped me in placement/higher education	As 50% students awarded 'Very Good' in this domain, it is noted that mentorship activities needs to be taken care little more effectively to strengthen the bond of the Institute and the students.

The overall feedback report on Curriculum for the department of ME leads to the modifications of some of the syllabus in R-23.

## 8. Action Taken Report: Department of CSE(M.Tech)

### Stakeholder 1: Student

The following summarized result has been generated from the Feedback Analysis report on Curriculum on Students for the academic year 2022-23.

The categorization of rating based on average score of different parameters is as follows: Excellent (5), Very Good (4), Good (3), Fair (2), and Poor (1). The results derived in terms of percentage of students with common views, average scores and rating are presented in Table 57 and Table 58.

Table 57

Sl. No.	Feedback Parameters	Responses (in terms of % of students)	
		Yes	No
1	Is it needed to add any content on curriculum?	0	100
2	If yes specify the content.	NA	0
3	Is it needed to delete any content on curriculum?	0	100
4	If yes specify the content.	NA	

Table 58

Sl. No.	Feedback Parameters	Responses (in terms of % of students)					Avg	Rating
		1 (Poor)	2 (Fair)	3 (Good)	4 (Very Good)	5 (Excellent)		
1	Do you think this curriculum satisfy industry requirement?	0	0	0	22.2	77.8	4.7	Excellent

*S. Banerjee*  
Coordinator, IQAC  
Narula Institute of Technology  
81, Nilgunj Road, Agarpara, Kolkata-700109

*S. Banerjee*  
Principal  
Narula Institute of Technology  
81, Nilgunj Road, Agarpara



2	This curriculum is compatible with the latest technology?	0	0	0	11.1	88.9	4.9	Excellent
3	Are all the courses contribute to the knowledge and skill development?	0	0	0	11.1	88.9	4.9	Excellent
4	Percentage of the courses challenging and interesting	0	0	0	33.3	66.7	4.7	Excellent
5	Curriculum and Syllabus are need based	0	0	0	11.1	88.9	4.9	Excellent
6	Overall rating of the existing curriculum	0	0	0	22.2	77.8	4.8	Excellent

Note: \* Average score > 4: Excellent; 4 = average score > 3: Very Good; 3 = average score > 2: Good

Table 59: Actions Taken based on Table 57 and Table 58

Sl. No.	Feedback Parameters	Action Taken
1	Is it needed to add any content on curriculum?	It is found that none of the students want to add new content in the existing curriculum. Hence no action required.
2	If yes specify the content.	
3	Is it needed to delete any content on curriculum?	100% students do not want to delete any course. Hence no action required.
4	If yes specify the content.	
5	Do you think this curriculum satisfy industry requirement?	More than 77% students give us a rating of 'Excellent'. But to enhance this skill further on knowledge partnership with industry, in each technical department one industry adjunct professor and one industry mentor have been given the responsibility.
6	This curriculum is compatible with the latest technology?	In this category also we have scored 'Excellent'. Hence no further action required.
7	Are all the courses contribute to the knowledge and skill development?	More than 88% students have given 'Excellent' rating. As a result, no further action is required.
8	Percentage of the courses challenging and interesting	Almost 67% students have given 'Excellent' rating. Thus scoring 4.7 out of a scale of 5. Hence, no action required.
9	Curriculum and Syllabus are need based	Here, out of 5 scale, again we have scored 4.9, which is 'Excellent'.
10	Overall rating of the existing curriculum	All students have given either 'Very Good' or 'Excellent' rating in this field. Thus scoring 4.8 out of 5 scale. Hence no further actions are required.

## Stakeholder 2: Teacher

The following summarized result has been generated from the Feedback Analysis report on Curriculum for Teachers for the academic year 2022-23.

The categorization of rating based on average score of different parameters is as follows: Excellent (5), Very Good (4), Good (3), Fair (2), and Poor (1). The results derived in terms of percentage of students with common views, average scores and rating are presented in Table 60.

Table 60

Sl. No.	Feedback Parameters	Responses (in terms of % of faculties)					Avg (out of scale 5)	Rating
		1 (Poor)	2 (Fair)	3 (Good)	4 (Very Good)	5 (Excellent)		
1	Curriculum and syllabus are need based	0	0	0	32.3	67.7	4.7	Excellent
2	How do you rate the ambience of the College for effective delivery of the academic process?	0	0	0	0	100	5	Excellent
3	Sufficient reference material/books are available in the library for the topics mentioned in the syllabus	0	0	0	0	100	5	Excellent

*S.M.*  
Coordinator, IQAC  
Narula Institute of Technology  
81, Nilgunj Road, Agarpara, Kolkata-700109

*S. Banerjee*  
Principal  
Narula Institute of Technology  
81, Nilgunj Road, Agarpara  
Kolkata-700 109



4	How do you rate the college activities that help your students in getting jobs and placements?	0	0	0	20	80	4.8	Excellent
5	The course content is updated and sufficient to bridge the gap between industry standards/current global scenario and academics.	0	0	0	26.7	73.3	4.7	Excellent
6	I am able to achieve the minimum required course outcome attainment level for my class.	0	0	0	0	100	5	Excellent
7	I have the freedom to propose/modify/suggest /incorporate new topics in the syllabus through proper forum.	0	0	0	0	100	5	Excellent

Note: \* Average score > 4: Excellent; 4 = average score > 3: Very Good; 3 = average score > 2: Good

Table 61: Actions Taken based on Table 60

Sl. No.	Feedback Parameters	Action Taken
1	Curriculum and syllabus are need based	Based on the Teachers feedback it is found that in all aspects Teachers have given on an average an 'Excellent' rating. Among the seven parameters, 'ambience of the college for effective delivery of the academic process', 'Sufficient reference material/books are available in the library for the topics mentioned in the syllabus', 'I am able to achieve the minimum required course outcome attainment level for my class', and 'I have the freedom to propose/modify/suggest /incorporate new topics in the syllabus through proper forum', 100% teachers have given a rating of 5 out of 5 scale. This shows the teachers' faith and satisfaction about the Institute. Indeed, it is encouraging and hence no action required.
2	How do you rate the ambience of the College for effective delivery of the academic process?	
3	Sufficient reference material/books are available in the library for the topics mentioned in the syllabus	
4	How do you rate the college activities that help your students in getting jobs and placements?	
5	The course content is updated and sufficient to bridge the gap between industry standards/current global scenario and academics.	
6	I am able to achieve the minimum required course outcome attainment level for my class.	
7	I have the freedom to propose/modify/suggest /incorporate new topics in the syllabus through proper forum.	

### Stakeholder 3: Alumnae

The following summarized result has been generated from the Feedback Analysis report on Curriculum for Alumnae for the academic year 2022-23. The categorization of rating based on average score of different parameters is as follows: Excellent (5), Very Good (4), Good (3), Fair (2), and Poor (1). The results derived in terms of percentage of students with common views, average scores and rating are presented in Table 62 and Table 63.

Table 62

Sl. No.	Feedback Parameters	Responses (in terms of % of students)	
		Yes	No
1	Is it needed to add any content on curriculum?	0	100
2	If yes specify the content.	NA	-
3	Is it needed to delete any content on curriculum?	0	100
4	If yes specify the content.	NA	

Table 63

Sl. No.	Feedback Parameters	Responses (in terms of % of students)					Avg (out of scale 5)	Rating
		1 (Poor)	2 (Fair)	3 (Good)	4 (Very Good)	5 (Excellent)		

*Sm*  
Coordinator, IQAC  
Narula Institute of Technology  
81, Nilgunj Road, Agarpara, Kolkata-700109

*S. Banerjee*  
Principal  
Narula Institute of Technology  
81, Nilgunj Road, Agarpara  
Kolkata-700 109



1	The curriculum and syllabus content were appropriate for my placement / higher education/ development	0	0	0	10	90	4.9	Excellent
2	The Institute/Faculty helped me in placement/higher education	0	0	0	0	100	5	Excellent

Note: \* Average score > 4: Excellent; 4 = average score > 3: Very Good; 3 = average score > 2: Good

Table 64: Actions Taken based on Table 62 and Table 63.

Sl. No.	Feedback Parameters	Action Taken
1	Is it needed to add any content on curriculum?	It is found that none of the students want to add new content in the existing curriculum. Hence no action required.
2	If yes specify the content.	
3	Is it needed to delete any content on curriculum?	100% students do not want to delete any course. Hence no action required.
4	If yes specify the content.	
5	The curriculum and syllabus content were appropriate for my placement / higher education/ development	90% students give us a rating of 5. As a whole, the department scored 4.9 out of a scale of 5, which is 'Excellent'. Hence no action required.
6	The Institute/Faculty helped me in placement/higher education	The strong bonding of the Teacher-Student relationship is reflected in the score of the department to showcase this fact.

The overall feedback report on Curriculum for the department of CSE is encouraging.

## 9. Action Taken Report: Department of ECE(M.Tech)

### Stakeholder 1: Student

The following summarized result has been generated from the Feedback Analysis report on Curriculum on Students for the academic year 2022-23.

The categorization of rating based on average score of different parameters is as follows: Excellent (5), Very Good (4), Good (3), Fair (2), and Poor (1). The results derived in terms of percentage of students with common views, average scores and rating are presented in Table 65 and Table 66.

Table 65

Sl. No.	Feedback Parameters	Responses (in terms of % of students)	
		Yes	No
1	Is it needed to add any content on curriculum?	22	78
2	If yes specify the content.	Artificial Intelligence and Data science	100
3	Is it needed to delete any content on curriculum?	0	100
4	If yes specify the content.	NA	

Table 66

Sl. No.	Feedback Parameters	Responses (in terms of % of students)					Avg	Rating
		1 (Poor)	2 (Fair)	3 (Good)	4 (Very Good)	5 (Excellent)		
1	Do you think this curriculum satisfy industry requirement?	0	0	0	33.3	66.6	4.6	Excellent

*S.M.* Coordinator, IQAC  
Narula Institute of Technology  
81, Nilgunj Road, Agarpara, Kolkata-700109

*S. Banerjee*  
Principal  
Narula Institute of Technology  
81, Nilgunj Road, Agarpara  
Kolkata-700109



2	This curriculum is compatible with the latest technology?	0	0	0	22.2	77.7	4.7	Excellent
3	Are all the courses contribute to the knowledge and skill development?	0	0	0	11.1	88.8	4.8	Excellent
4	Percentage of the courses challenging and interesting	0	0	0	22.2	77.7	4.7	Excellent
5	Curriculum and Syllabus are need based	0	0	0	11.1	88.8	4.8	Excellent
6	Overall rating of the existing curriculum	0	0	0	22.2	77.7	4.7	Excellent

Note: \* Average score > 4: Excellent; 4 = average score > 3: Very Good; 3 = average score > 2: Good

Table 67: Actions Taken based on Table 1 and Table 2

Sl. No.	Feedback Parameters	Action Taken
1	Is it needed to add any content on curriculum?	It is found that 22% students want to add new content in the existing curriculum. Whereas, rest of the students not. But, while considering those 22% students, it is found that they want to add Artificial Intelligence and Data science as a new inclusion. It must be noted that, these students have followed R-16 curriculum. Thus, the said subject can be planned to be included in the subsequent curriculum.
2	If yes specify the content.	
3	Is it needed to delete any content on curriculum?	100% students do not want to delete any course. Hence no action required.
4	If yes specify the content.	
5	Do you think this curriculum satisfy industry requirement?	All the students give us a rating of either 'Very Good' or 'Excellent'. Hence no actions are required.
6	This curriculum is compatible with the latest technology?	In this category also we have scored 'Excellent'. Hence no further action is required.
7	Are all the courses contribute to the knowledge and skill development?	More than 88% students have given 'Excellent' rating. As a result, no further action required.
8	Percentage of the courses challenging and interesting	All the students have given either 'Very Good' or 'Excellent' rating. Thus scoring 4.7 out of a scale of 5. Hence, no action required.
9	Curriculum and Syllabus are need based	Here, out of 5 scale, we have scored 4.8, which is 'Excellent'.
10	Overall rating of the existing curriculum	More than 77% students have given 'Excellent' rating in this field.

## Stakeholder 2: Teacher

The following summarized result has been generated from the Feedback Analysis report on Curriculum for Teachers for the academic year 2022-23. The categorization of rating based on average score of different parameters is as follows: Excellent (5), Very Good (4), Good (3), Fair (2), and Poor (1). The results derived in terms of percentage of students with common views, average scores and rating are presented in Table 68.

Table 68

Sl. No.	Feedback Parameters	Responses (in terms of % of faculties)					Avg (out of scale 5)	Rating
		1 (Poor)	2 (Fair)	3 (Good)	4 (Very Good)	5 (Excellent)		
1	Curriculum and syllabus are need based	0	0	0	40	60	4.6	Excellent
2	How do you rate the ambience of the College for effective delivery of the academic process?	0	0	0	35	65	4.6	Excellent

Sun  
Coordinator, IQAC  
Narula Institute of Technology  
81, Nilgunj Road, Agarpara, Kolkata-700109

S. Banerjee  
Principal  
Narula Institute of Technology  
81, Nilgunj Road, Agarpara  
Kolkata-700109



3	Sufficient reference material/books are available in the library for the topics mentioned in the syllabus	0	0	0	20	80	4.8	Excellent
4	How do you rate the college activities that help your students in getting jobs and placements?	0	0	0	40	60	4.6	Excellent
5	The course content is updated and sufficient to bridge the gap between industry standards/current global scenario and academics.	0	0	0	35	65	4.6	Excellent
6	I am able to achieve the minimum required course outcome attainment level for my class.	0	0	0	5	95	4.9	Excellent
7	I have the freedom to propose/modify/suggest /incorporate new topics in the syllabus through proper forum.	0	0	0	10	90	4.9	Excellent

Note: \* Average score>4: Excellent; 4=>average score>3: Very Good; 3=>average score>2: Good

Table 69: Actions Taken based on Table 68

Sl. No.	Feedback Parameters	Action Taken
1	Curriculum and syllabus are need based	Based on the Teachers feedback it is found that in all aspects Teachers have given on an average an 'Excellent' rating. In all the parameter 70% faculty stated 'Excellent' as they found the current curriculum and syllabus as need based. Overall, in all parameters faculties have given on an above 4.6 score out of a 5 scale, which is 'Excellent'. This shows the teachers' faith and satisfaction about the Institute. Indeed, it is encouraging and hence no actions are required.
2	How do you rate the ambience of the College for effective delivery of the academic process?	
3	Sufficient reference material/books are available in the library for the topics mentioned in the syllabus	
4	How do you rate the college activities that help your students in getting jobs and placements?	
5	The course content is updated and sufficient to bridge the gap between industry standards/current global scenario and academics.	
6	I am able to achieve the minimum required course outcome attainment level for my class.	
7	I have the freedom to propose/modify/suggest /incorporate new topics in the syllabus through proper forum.	

### Stakeholder 3: Alumnae

The following summarized result has been generated from the Feedback Analysis report on Curriculum for Alumnae for the academic year 2022-23.

The categorization of rating based on average score of different parameters is as follows: Excellent (5), Very Good (4), Good (3), Fair (2), and Poor (1). The results derived in terms of percentage of students with common views, average scores and rating are presented in Table 70 and Table 71.

Table 70

Sl. No.	Feedback Parameters	Responses (in terms of % of students)	
		Yes	No
1	Is it needed to add any content on curriculum?	29	71
2	If yes specify the content.	Artificial Intelligence and Data Science	100
3	Is it needed to delete any content on curriculum?	0	100
4	If yes specify the content.	NA	

Table 71

	Responses (in terms of % of students)	Rating
--	---------------------------------------	--------

*Jm* Coordinator, IQAC  
Narula Institute of Technology  
81, Nilgunj Road, Agarpara, Kolkata-700109

*S. Banerjee*  
Principa  
Narula Institute of Technology,  
81, Nilgunj Road, Agarpara,  
Kolkata-700 109



Sl. No.	Feedback Parameters	1 (Poor)	2 (Fair)	3 (Good)	4 (Very Good)	5 (Excellent)	Avg (out of scale 5)	
1	The curriculum and syllabus content were appropriate for my placement / higher education/ development	0	0	0	14.3	85.7	4.8	Excellent
2	The Institute/Faculty helped me in placement/higher education	0	0	0	14.3	85.7	4.8	Excellent

Note: \* Average score > 4: Excellent; 4 >= average score > 3: Very Good; 3 >= average score > 2: Good

Table 72: Actions Taken based on Table 70 and Table 71.

Sl. No.	Feedback Parameters	Action Taken
1	Is it needed to add any content on curriculum?	It is found that 21% students want to add Artificial Intelligence and Data Science in the existing curriculum. Although the majority of the students do not want any new contents to be included in the curriculum, but considering the recent trends, <i>Artificial Intelligence and Data Science</i> can be planned to be included in the upcoming regulations.
2	If yes specify the content.	
3	Is it needed to delete any content on curriculum?	100% students do not want to delete any course. Hence no action required.
4	If yes specify the content.	
5	The curriculum and syllabus content were appropriate for my placement / higher education/ development	More than 85% students give us a rating of 5. As a whole, the department scored 4.7 out of a scale of 5, which is 'Excellent'. Hence no action required.
6	The Institute/Faculty helped me in placement/higher education	4.8 out of a 5 scale shows the strong bonding of the Teacher-Student relationship.

The overall feedback report on Curriculum for the department of ECE is encouraging. However, as per the feedback analysis we are on the process of reframing the curriculum and syllabus.

## 10. Action Taken Report: Departemnt of MCA

### Stakeholder 1: Student

The following summarized result has been generated from the Feedback Analysis report on Curriculum on Students for the academic year 2022-23.

The categorization of rating based on average score of different parameters is as follows: Excellent (5), Very Good (4), Good (3), Fair (2), and Poor (1). The results derived in terms of percentage of students with common views, average scores and rating are presented in *Table 73* and *Table 74*.

Table 46

Sl. No.	Feedback Parameters	Responses (in terms of % of students)	
		Yes	No
1	Is it needed to add any content on curriculum?	40.58	59.42
2	If yes specify the content.	Compiler Design	33
		Mobile Computing	17
		Quantum Computing	50
3	Is it needed to delete any content on curriculum?	0	100
4	If yes specify the content.	NA	

  
 Coordinator, IQAC  
 Narula Institute of Technology  
 81, Nilgunj Road, Agarpara, Kolkata-700109


  
 Principal  
 Narula Institute of Technology  
 81, Nilgunj Road, Agarpara  
 Kolkata-700 109



Table 47

Sl. No.	Feedback Parameters	Responses (in terms of % of students)					Avg	Rating
		1 (Poor)	2 (Fair)	3 (Good)	4 (Very Good)	5 (Excellent)		
5	Do you think this curriculum satisfy industry requirement?	0	0	68.4	20.28	79.71	4.8	Very Good
6	This curriculum is compatible with the latest technology?	0	10.5	47.4	36.23	63.76	4.6	Very Good
7	Are all the courses contribute to the knowledge and skill development?	0	5.3	42.1	21.73	78.26	4.8	Very Good
8	Percentage of the courses challenging and interesting	0	0	36.8	24.63	75.36	4.8	Very Good
9	Curriculum and Syllabus are need based	0	0	78.9	43.47	56.52	4.6	Very Good
10	Overall rating of the existing curriculum	0	10.5	73.7	39.13	60.86	4.6	Good

Note: \* Average score > 4: Excellent; 4 = average score > 3: Very Good; 3 = average score > 2: Good

Table 75: Action Taken based on Table 73 and Table 74

Sl. No.	Feedback Parameters	Action Taken
1	Is it needed to add any content on curriculum?	It is found that around more than 40% students want to add new content in the existing curriculum. But it may be noted that most of these students are following R-16 curriculum. The recommended subjects by these students will be considered to inclusion in the upcoming regulations.
2	If yes specify the content.	
3	Is it needed to delete any content on curriculum?	100% students do not want to delete any course. Hence no action required.
4	If yes specify the content.	
5	Do you think this curriculum satisfy industry requirement?	In all these parameters the students of MCA have given more than 4.8 out of a scale of 5, which is 'Very Good'. However, the curriculum needs to be modified to acquire 'Excellent' rating. Hence syllabus modification is recommended. But it must be noted that already R-20 has been formed and some of these subjects have been included there already.
6	This curriculum is compatible with the latest technology?	
7	Are all the courses contribute to the knowledge and skill development?	
8	Percentage of the courses challenging and interesting	
9	Curriculum and Syllabus are need based	
10	Overall rating of the existing curriculum	

### Stakeholder 2: Teacher

The following summarized result has been generated from the Feedback Analysis report on Curriculum for Teachers for the academic year 2022-23.

The categorization of rating based on average score of different parameters is as follows: Excellent (5), Very Good (4), Good (3), Fair (2), and Poor (1). The results derived in terms of percentage of students with common views, average scores and rating are presented in Table 76.

Table 76

Sl. No.	Feedback Parameters	Responses (in terms of % of Faculties)					Avg (out of scale 5)	Rating
		1 (Poor)	2 (Fair)	3 (Good)	4 (Very Good)	5 (Excellent)		
1	Curriculum and syllabus are need based	0	0	0	100	0	4	Very Good

*S.M.*  
Coordinator, IQAC  
Narula Institute of Technology  
81, Nilgunj Road, Agarpara, Kolkata-700109

*S. Banerjee*  
Narula Institute of Technology  
81, Nilgunj Road, Agarpara  
Kolkata-700 109



2	How do you rate the ambience of the College for effective delivery of the academic process?	0	0	20	80	0	3.8	Very Good
3	Sufficient reference material/books are available in the library for the topics mentioned in the syllabus	0	40	20	40	0	4	Very Good
4	How do you rate the college activities that help your students in getting jobs and placements?	0	40	0	40	20	3.4	Very Good
5	The course content is updated and sufficient to bridge the gap between industry standards/current global scenario and academics.	0	40	0	40	20	3.4	Very Good
6	I am able to achieve the minimum required course outcome attainment level for my class.	0	0	0	0	100	5	Excellent
7	I have the freedom to propose/modify/suggest /incorporate new topics in the syllabus through proper forum.	0	0	0	20	80	4.8	Excellent

Note: \* Average score > 4: Excellent; 4 = average score > 3: Very Good; 3 = average score > 2: Good

Table 77: Action Taken based on Table 76

Sl. No.	Feedback Parameters	Action Taken
1	Curriculum and syllabus are need based	Based on the Teachers feedback it is found that in all aspects Teachers have given on an average a 'Very Good' rating. In all the seven parameters the average score is more than 3 out of a scale of 5. In the last two parameters Teachers have given more than 4.8 out of 5 scale, which is 'Excellent'. Hence no specific actions are required. But syllabus modifications will enhance the overall rating in future. Hence, syllabus modification is recommended.
2	How do you rate the ambience of the College for effective delivery of the academic process?	
3	Sufficient reference material/books are available in the library for the topics mentioned in the syllabus	
4	How do you rate the college activities that help your students in getting jobs and placements?	
5	The course content is updated and sufficient to bridge the gap between industry standards/current global scenario and academics.	
6	I am able to achieve the minimum required course outcome attainment level for my class.	
7	I have the freedom to propose/modify/suggest /incorporate new topics in the syllabus through proper forum.	

### Stakeholder 3: Alumnae

The following summarized result has been generated from the Feedback Analysis report on Curriculum for Alumnae for the academic year 2022-23. The categorization of rating based on average score of different parameters is as follows: Excellent (5), Very Good (4), Good (3), Fair (2), and Poor (1). The results derived in terms of percentage of students with common views, average scores and rating are presented in Table 78 and Table 79.

Table 78

Sl. No.	Feedback Parameters	Responses (in terms of % of students)	
		Yes	No
1	Is it needed to add any content on curriculum?	75	25

*Sm*  
Coordinator, IQAC  
Narula Institute of Technology  
81, Nilgunj Road, Agarpara, Kolkata-700109

*S. Banerjee*  
Narula Institute of Technology  
81, Nilgunj Road, Agarpara  
Kolkata-700 109



2	If yes specify the content.	Compiler Design	33.3
		Mobile Computing	33.3
		Quantum Computing	33.3
3	Is it needed to delete any content on curriculum?	0	100
4	If yes specify the content.	NA	

Table 79

Sl. No.	Feedback Parameters	Responses (in terms of % of students)					Avg (out of scale 5)	Rating
		1 (Poor)	2 (Fair)	3 (Good)	4 (Very Good)	5 (Excellent)		
1	The curriculum and syllabus content were appropriate for my placement / higher education/ development	0	50	50	0	0	2.5	Good
2	The Institute/Faculty helped me in placement/higher education	0	0	50	50	0	3.5	Very Good

Note: \* Average score>4: Excellent; 4=>average score>3: Very Good; 3=>average score>2: Good

Table 80: Action Taken based on Table 78 and Table 79

Sl. No.	Feedback Parameters	Action Taken
1	Is it needed to add any content on curriculum?	It is found that more than 75% students want to add new content in the existing curriculum. This percentage cannot be ignored. Thus, it is noted that Compiler Design, Mobile Computing, Quantum Computing etc. will be considered as an inclusion to the upcoming regulation, if these are not been included in R-20.
2	If yes specify the content.	
3	Is it needed to delete any content on curriculum?	100% students do not want to delete any course. Hence no action required.
4	If yes specify the content.	
5	The curriculum and syllabus content were appropriate for my placement / higher education/ development	The average score in these aspects are on average 3 out of 5 scale, which is 'Very Good', but not 'Excellent'. Hence modification of the curriculum in the upcoming regulations are recommended.
6	The Institute/Faculty helped me in placement/higher education	

The feedback report of MCA department is encouraging and as R-20 curriculum has been formed already, hence no action required.

## Action Taken Report on Stakeholder 4: Employer

The following summarized result has been generated from the Feedback Analysis report on Curriculum on Employers for the academic year 2022-23.

The categorization of rating based on average score of different parameters is as follows: Excellent (5), Very Good (4), Good (3), Fair (2), and Poor (1). The results derived in terms of percentage of students with common views, average scores and rating are presented in Table 81.

Table 81

Sl. No.	Feedback Parameters	Responses (in terms of % of students)					Avg (out of scale 5)	Rating
		1 (Poor)	2 (Fair)	3 (Good)	4 (Very Good)	5 (Excellent)		

*Sm*  
Coordinator, IQAC  
Narula Institute of Technology  
81, Nilgunj Road, Agarpara, Kolkata-700100

*S. Banerjee*  
Principal  
Narula Institute of Technology  
81, Nilgunj Road, Agarpara  
Kolkata-700 100



					Good )			
1	The technical knowledge of the student is	0	0	8.09	8.19	83.72	4.6	Excellent
2	The curriculum and syllabus provide sufficient knowledge in the area of study	0	0	0	37.64	62.36	4.15	Excellent
3	Do you think this curriculum satisfy industry requirement?	0	0	15.3	8.2	76.5	4.3	Excellent

Note: \* Average score > 4: Excellent; 4 >= average score > 3: Very Good; 3 >= average score > 2: Good

Table 82: Actions Taken based on Table 81

Sl. No.	Feedback Parameters	Actions Taken
1	The technical knowledge of the student is	Scored 4.6 out of 5 scale, which is Excellent. But as a regular practice special care are taken care by the faculty members in terms of checking the grooming of students in all practical and GD sessions conducted by TPO cell.
2	The curriculum and syllabus provide sufficient knowledge in the area of study	Feedback analysis report shows 'Excellent' grade and it also shows that we have improved this factor from our earlier feedback analysis report.
3	Do you think this curriculum satisfy industry requirement?	Almost 15% Employers rate 'Good' on the said fact. Taking care of their valuable suggestions, we are on the way to frame R-23 regulations.
4	Is it needed to add any content on curriculum?	Few courses need to be added as per some of the Employers. But it is found that those referenced subjects have been already included in R-18. However, as per their suggestions, it is decided that at present some of the suggested topics can be considered for the value added courses in the upcoming semester.

*gm*

.....  
Coordinator,  
IQAC, Narula Institute of Technology

Coordinator, IQAC  
Narula Institute of Technology  
81, Nilgunj Road, Agarpara, Kolkata-700109

*S. Banerjee*

.....  
Principal,  
Narula Institute of Technology

Principal  
Narula Institute of Technology  
81, Nilgunj Road, Agarpara  
Kolkata-700 109  
*S. Banerjee*  
Narula Institute of Technology  
81, Nilgunj Road, Agarpara  
Kolkata-700 109